

Spin-flip M1 giant resonance as a challenge for Skyrme forces

This article has been downloaded from IOPscience. Please scroll down to see the full text article.

2010 J. Phys. G: Nucl. Part. Phys. 37 064034

(<http://iopscience.iop.org/0954-3899/37/6/064034>)

View [the table of contents for this issue](#), or go to the [journal homepage](#) for more

Download details:

IP Address: 130.83.210.146

The article was downloaded on 10/05/2010 at 15:12

Please note that [terms and conditions apply](#).

Spin-flip M1 giant resonance as a challenge for Skyrme forces

V O Nesterenko¹, J Kvasil², P Vesely^{2,3}, W Kleinig^{1,4}, P-G Reinhard⁵
and V Yu Ponomarev⁶

¹ BLTP, Joint Institute for Nuclear Research, 141980, Dubna, Moscow region, Russia

² Institute of Particle and Nuclear Physics, Charles University, CZ-18000, Praha, Czech Republic

³ Department of Physics, PO Box 35 (YFL), University of Jyväskylä, 40014, Jyväskylä, Finland

⁴ Inst. für Analysis, Technische Universität Dresden, D-01062, Dresden, Germany

⁵ Institut für Theoretische Physik II, Universität Erlangen, D-91058, Erlangen, Germany

⁶ Institut für Kernphysik, Technische Universität Darmstadt, D-64289, Darmstadt, Germany

E-mail: nester@theor.jinr.ru, kvasil@ipnp.troja.mff.cuni.cz and vesely@ipnp.troja.mff.cuni.cz

Received 21 December 2009

Published 26 April 2010

Online at stacks.iop.org/JPhysG/37/064034

Abstract

Despite a great success of the Skyrme mean-field approach in the exploration of nuclear dynamics, it seems to fail in the description of the spin-flip M1 giant resonance. The results for different Skyrme parameterizations are contradictory and poorly agree with experiment. In particular, there is no parameterization which simultaneously describes the one-peak gross structure of M1 strength in doubly magic nuclei and two-peak structure in heavy deformed nuclei. The reason of this mismatch could lie in an unsatisfactory treatment of spin correlations and spin-orbit interaction. We discuss the present status of the problem and possible ways of its solution. In particular, we inspect (i) the interplay of the collective shift and spin-orbit splitting, (ii) the isovector M1 response versus isospin-mixed responses and (iii) the role of tensor and isovector spin-orbit interaction.

1. Introduction

The spin-flip M1 giant resonance (M1GR) has been a subject of intensive theoretical and experimental studies during the past decades [1–3]. The resonance is known to be a major source of knowledge on spin correlations. Besides, it strongly depends on the spin-orbit splitting and so can serve as a robust test of the spin-orbit interaction. The M1GR was widely explored within various empirical microscopic models, see e.g. [4–7], which allowed us to clarify its main features. Meanwhile, the nuclear density functional theory (DFT) has been developed. It provided elaborate self-consistent methods (Skyrme, Gogny, relativistic) with high descriptive power [8–10]. Hence, it is now desirable to study the M1GR in this context. Until recently, most of the DFT applications to nuclear dynamics were concentrated

on electric modes and Gamow–Teller (GT) resonance [8–10], while much less work was done for magnetic excitations. At the same time, the exploration of magnetic modes in general and spin-flip M1GR in particular could be extremely useful to clarify the spin and spin–orbit correlations in the nuclear density functionals. This holds especially for the Skyrme and Gogny functionals where, unlike the relativistic models, the spin–orbit interaction is an independent part of the modeling. Further, magnetic modes allow us to explore the spin terms in spin-saturated even–even nuclei, where they cannot be fitted by the ground state properties. The M1GR can help to clarify still vague role of the tensor forces [11–15]. And, last but not the least, the spin-flip M1GR is a counterpart of the GT resonance which is of great current interest in connection with astrophysical problems [9, 10]. So, a satisfactory treatment of the M1GR is relevant for the DFT description of the GT resonance as well.

In this paper, we will concentrate on the exploration of the spin-flip M1GR within the Skyrme–Hartree–Fock (SHF) approach [16–18]. To the best of our knowledge, there are only few early SHF studies of this resonance [19, 20] but even they are not fully consistent. Indeed, the study [19] exploits a hybrid model with a partial implementation of SHF in the Landau–Migdal formulation while the work [20] uses early Skyrme forces and, what is crucial, omits the important spin–density correlations. Only recently the first fully self-consistent systematic SHF investigation of the spin-flip M1GR was performed [15]. The calculations were done within the separable random-phase-approximation (SRPA) model [22–24] extended to magnetic excitations [15, 25]. The resonance was explored in spherical nuclei ^{48}Ca and ^{208}Pb and deformed nuclei ^{158}Gd and ^{238}U . Eight different Skyrme parameterizations were considered and it was shown that none of them is able to describe simultaneously the one-peak structure of the resonance in doubly magic nuclei together with the two-peak structure in deformed nuclei. The main reason of the failure seems to lie in a poor description of the interplay between the collective shifts (caused by spin–density correlations) and spin–orbit splitting in the static mean field. Obviously, this failure of Skyrme forces is also an alarming message for SHF investigations of the GT resonance.

It is also worth mentioning the very recent SHF study [14] where, in accordance with results [15], a considerable influence of tensor forces on the spin-flip M1GR in spherical nuclei was found. Hence, the tensor forces become indeed an important, though still not well understood, factor in the exploration of this resonance.

Altogether, one may state that the M1GR is still a challenge for SHF and leaves very serious open problems. A discussion of these problems is the main scope of the present paper. We will also discuss the possibility of using the M1GR for testing the spin, spin–orbit and tensor terms in the Skyrme functional. The interplay of these terms is rather involved and makes the problem indeed demanding. We will discuss the present status of the studies, scrutinize some particular important points (isovector character of the M1GR and its manifestation in experiment, contributions of the tensor and isovector spin–orbit terms, etc) and sketch the possible ways of the further progress.

The exploration is performed within the self-consistent separable random-phase-approximation (SRPA) model [15, 21–23, 25] based on the Skyrme functional [16–18]. The model was shown to be an effective and accurate tool for the systematic study of multiple electric giant resonances [22–24]. Recently, it was extended and applied to magnetic excitations [15, 21, 25].

The paper is outlined as follows. In section 2, the SRPA model is sketched. In section 3, the present status of the SHF description of the M1GR and related difficulties are summarized. In section 4, the isospin character of the measured and computed M1GR responses is discussed as a possible source of the discrepancies. In section 5, the possible important role of the tensor and isovector spin–orbit terms is considered. In section 6, the conclusions are drawn.

2. Model and calculation scheme

SRPA is a fully self-consistent DFT model where both the static mean field and residual interaction are derived from the Skyrme functional [16–18]. The SRPA residual interaction includes all contributions from the Skyrme functional as well as the Coulomb (direct and exchange) and pairing (at BCS level) terms. The self-consistent factorization of the residual interaction in SRPA considerably reduces the computational expense while maintaining a high accuracy. This makes the model very suitable for systematic studies. The model was firstly derived and widely used for electric excitations [22–24]. Recently it was extended to magnetic modes [15, 21, 25].

The starting point is the Skyrme energy–density functional [8, 10]

$$\begin{aligned}
\mathcal{H}_{\text{Sk}} = & \frac{b_0}{2}\rho^2 - \frac{b'_0}{2}\sum_q \rho_q^2 + b_1(\rho\tau - \mathbf{j}^2) - b'_1\sum_q (\rho_q\tau_q - \mathbf{j}_q^2) \\
& - \frac{b_2}{2}\rho\Delta\rho + \frac{b'_2}{2}\sum_q \rho_q\Delta\rho_q + \frac{b_3}{3}\rho^{\alpha+2} - \frac{b'_3}{3}\rho^\alpha\sum_q \rho_q^2 \\
& - b_4(\rho\nabla\mathbf{J} + (\nabla\times\mathbf{j})\cdot\mathbf{s}) - b'_4\sum_q (\rho_q\nabla\mathbf{J}_q + (\nabla\times\mathbf{j}_q)\cdot\mathbf{s}_q) \\
& + \frac{\tilde{b}_0}{2}\mathbf{s}^2 - \frac{\tilde{b}'_0}{2}\sum_q \mathbf{s}_q^2 - \frac{\tilde{b}_2}{2}\mathbf{s}\cdot\Delta\mathbf{s} + \frac{\tilde{b}'_2}{2}\sum_q \mathbf{s}_q\cdot\Delta\mathbf{s}_q + \frac{\tilde{b}_3}{3}\rho^\alpha\mathbf{s}^2 \\
& - \frac{\tilde{b}'_3}{3}\rho^\alpha\sum_q \mathbf{s}_q^2 + \gamma_{\text{T}}\left(\tilde{b}_1(\mathbf{s}\cdot\mathbf{T} - \mathbf{J}^2) + \tilde{b}'_1\sum_q (\mathbf{s}_q\cdot\mathbf{T}_q - \mathbf{J}_q^2)\right)
\end{aligned} \tag{1}$$

where $b_i, b'_i, \tilde{b}_i, \tilde{b}'_i$ are the force parameters. The functional involves time-even (nucleon ρ_q , kinetic energy τ_q , spin–orbit \mathbf{J}_q) and time-odd (current \mathbf{j}_q , spin \mathbf{s}_q , vector kinetic energy \mathbf{T}_q) densities where q denotes protons and neutrons. The total densities, like $\rho = \rho_p + \rho_n$, are without the index. The contributions with b_i and b'_i ($i = 0, 1, 2, 3, 4$) represent the standard terms responsible for the ground state properties and electric excitations of even–even nuclei [8, 10]. In traditional SHF functionals, the isovector spin–orbit interaction is linked to the isoscalar one by $b'_4 = b_4$. The tensor spin–orbit terms $\propto \tilde{b}_1, \tilde{b}'_1$ are often omitted. In equation (1) they can be switched by the parameter γ_{T} . The spin terms with $\tilde{b}_i, \tilde{b}'_i$ become relevant only for odd nuclei and magnetic modes in even–even nuclei. Though $\tilde{b}_i, \tilde{b}'_i$ may be uniquely determined as functions of b_i, b'_i [10], their values were not yet well tested by nuclear data and so are usually considered as free parameters. Just these spin terms are of paramount importance for the spin-flip MIGR.

SRPA is a *fully* self-consistent model as its residual interaction includes all the terms following from the initial Skyrme functional. For magnetic modes, these terms are determined through the second functional derivatives

$$\frac{\delta^2 E}{\delta\mathbf{j}_q\delta\mathbf{s}_q}, \quad \frac{\delta^2 E}{\delta\mathbf{s}_q\delta\mathbf{s}_q}, \quad \frac{\delta^2 E}{\delta\mathbf{J}_q\delta\mathbf{J}_q}, \quad \frac{\delta^2 E}{\delta\mathbf{T}_q\delta\mathbf{s}_q}. \tag{2}$$

The pairing comes through the functional $V_{\text{pair}} = 1/2\sum_q G_q\chi_q\chi_q^*$ where χ_q is the pairing density and G_q is the pairing strength [10]. In the present study, pairing is included at the BCS level through the quasiparticle energies and Bogoliubov’s coefficients. Unlike the case of the scissors mode, a possible violation of the particle number conservation is not critical for the spin-flip MIGR with its rather high energy. Anyway, a better pairing description within SRPA is in progress.

The spectral distribution of the spin-flip M1 mode with $K^\pi = 1^+$ is given by the strength function

$$S(M1; \omega) = \sum_{\nu \neq 0} |\langle \Psi_\nu | \hat{M} | \Psi_0 \rangle|^2 \zeta(\omega - \omega_\nu) \quad (3)$$

where Ψ_0 is the ground state, and ν runs over the RPA $K^\pi = 1^+$ states with energies ω_ν and wavefunctions Ψ_ν . Further, $\zeta(\omega - \omega_\nu) = \Delta / [2\pi [(\omega - \omega_\nu)^2 + \frac{\Delta^2}{4}]]$ is a Lorentz weight with the averaging parameter $\Delta = 1$ MeV. Such averaging serves to simulate broadening effects beyond SRPA (escape widths, coupling with complex configurations) and the width Δ is chosen to be optimal for the comparison with experiment. The strength function (3) is computed directly, i.e. without calculation of RPA states ν , which reduces the computation expense even more.

The operator of the spin-flip M1 transition in (3) reads [3]

$$\hat{M} = \mu_B \sqrt{\frac{3}{8\pi}} \left[g_s^p \sum_{i=1}^Z \hat{s}_i + g_s^n \sum_{i=1}^N \hat{s}_i \right] = \mu_B \sqrt{\frac{3}{8\pi}} \sum_{i=1}^A \left[\frac{1}{2} g_s^0 - \tau_3 g_s^1 \right] \hat{s}_i \quad (4)$$

where \hat{s}_i is the spin operator, $g_s^p = 5.58\zeta_p$ and $g_s^n = -3.82\zeta_n$ are proton and neutron spin g -factors, $g_s^0 = g_s^p + g_s^n = 1.35$ and $g_s^1 = g_s^p - g_s^n = 6.24$ are isoscalar ($T = 0$) and isovector ($T = 1$) spin g -factors, the isospin τ_3 is $-1/2$ for protons and $1/2$ for neutrons. All the g -factors are quenched by $\zeta_p = 0.68$ and $\zeta_n = 0.64$. Note that $g_s^1 \gg g_s^0$ which shows the predominantly isovector character of the spin-flip M1 resonance. As we are interested in the spin-flip transitions, the orbital part in (4) is omitted. Note that in the experimental data [26, 27] used later for the comparison, the orbital contribution is strongly suppressed.

SRPA calculations employ a coordinate-space grid with a mesh size of 0.7 fm. For deformed nuclei, cylindrical coordinates are used and the equilibrium quadrupole deformation is found by minimization of the total energy [23, 24]. The single-particle states are taken into account from the bottom of the potential well up to +20 MeV. In the heaviest nucleus under consideration, ^{238}U , this gives $\sim 17\,000$ two-quasiparticle (2qp) $K^\pi = 1^+$ pairs with the excitation energies up to 50–70 MeV. More details of the SRPA formalism and calculation scheme can be found in [15, 21, 25].

3. Present status of the problem

In the present study, the M1 strength is considered in spherical (^{208}Pb) and deformed (^{158}Gd and ^{238}U) nuclei. A representative set of eight SHF parameterizations is used: SkT6 [28], SkO [29], SkO' [29], SG2 [30], SkM* [31], SLy6 [32], SkI4 [33] and SV-bas [34]. They exhibit a variety of effective masses (from $m^*/m = 1$ in SkT6 down to 0.65 in SkI4) and other nuclear matter characteristics. Some of the forces (SLy6) were found best in the description of E1($T = 1$) GR [23, 24, 35]. Others were used in studies of the Gamow–Teller strength (SG2, SkO') [30, 36–38] or peculiarities of spin–orbit splitting (SkI4) [33]. The forces SkT6, SG2 and SkO' involve the tensor spin–orbit term added with (SkO') and without (SkT6, SG2) refitting the Skyrme parameters. SV-bas is one of the latest SHF parameterizations [34] where the spin–orbit isovector interaction is varied freely by setting $b'_4 \neq b_4$.

In figure 1 the spin-flip M1 strength (3), calculated with the g -factors $g_s^p = 5.58\zeta_p$ and $g_s^n = -3.82\zeta_n$, is presented in the deformed ^{158}Gd and spherical ^{208}Pb . Both SRPA and unperturbed strengths are shown to demonstrate the collective shift caused by the residual interaction. The forces SkO, SG2 and SV-bas are used as representative examples. The results are compared with the experimental data which indicate a two-peak structure of the M1GR in ^{158}Gd and one (isovector) peak in ^{208}Pb .

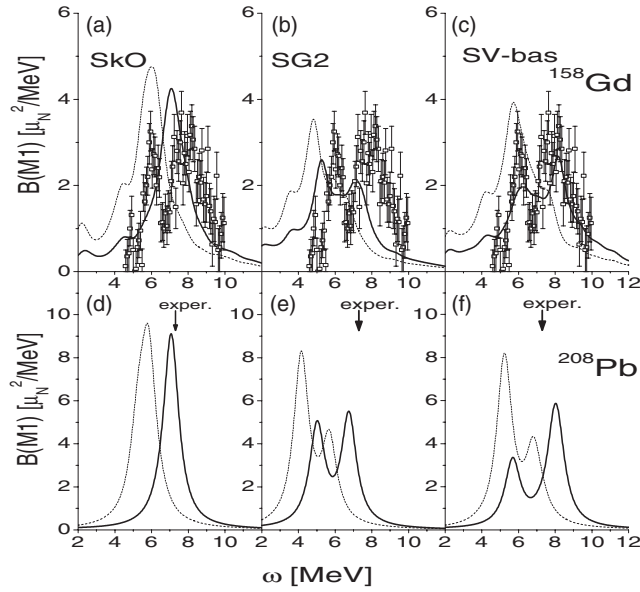


Figure 1. The unperturbed (short-dash curve) and SRPA (solid curve) M1 strength in ^{158}Gd and ^{208}Pb for the forces SkO, SG2 and SV-bas. The experimental data are given by boxes with bars for ^{158}Gd [26] and vertical arrows for ^{208}Pb [27]. The strength is smoothed by the Lorentz weight with $\Delta = 1$ MeV.

The figure illustrates a typical situation already pointed out in the study [15], namely that none of the considered Skyrme forces is able to describe the M1 strength simultaneously in both deformed and doubly magic nuclei. Indeed, we see that SkO well reproduces the one-peak structure of the M1GR in ^{208}Pb but fails in offering two peaks in ^{158}Gd . In contrast, SG2 and especially SV-bas succeed in the two-peak structure in ^{158}Gd but deliver a wrong resonance shape in ^{208}Pb .

These results may be understood in terms of two key factors: (i) the proton and neutron spin-orbit splittings, E_{so}^p and E_{so}^n , which set the proton and neutron branches of the unperturbed resonance, and (ii) the residual interaction which produces a collective shift E_{coll} (defined as a difference between SRPA and unperturbed resonance centroids). Figure 1 shows that, for the forces SG2 and SV-bas, the proton and neutron unperturbed branches appear as separated peaks in ^{208}Pb and as one single peak with a right shoulder in ^{158}Gd . In both cases the proton low-energy peak is higher since $g_s^p > g_s^n$. The residual interaction upshifts the strength by 1–2 MeV, redistributes it in favor of the upper peak and somewhat enlarges the splitting. As a result, a distinctive two-peak structure is formed. Instead for SkO, the relative spin-orbit splitting $E_{so} = E_{so}^n - E_{so}^p$ is very small and the proton and neutron branches actually form one peak which is then upshifted by the residual interaction.

This analysis illustrates the well-known fact [1–3, 15, 19] that the quality of the description of the M1GR is mainly determined by the ratio E_{coll}/E_{so} between the collective shift and relative spin-orbit splitting. If the initial E_{so} is large, then a strong residual interaction with $E_{coll} > E_{so}$ is necessary to mix the proton and neutron branches, redistribute the strength to a higher energy and thus produce a one-peak resonance. Otherwise, a two-peak structure persists. If instead E_{so} is small, then the unperturbed resonance already has one peak which is then merely upshifted by the residual interaction.

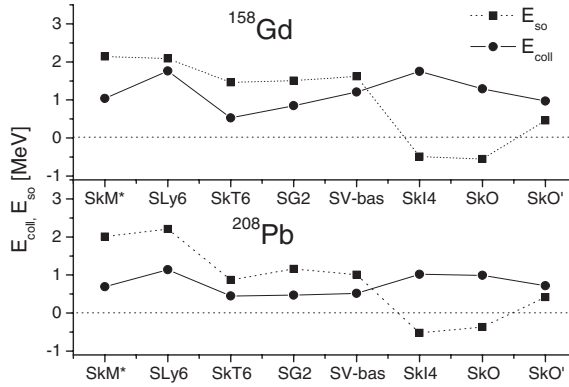


Figure 2. The relative spin-orbit splittings $E_{\text{so}} = E_{\text{so}}^n - E_{\text{so}}^p$ (full squares) and M1 collective shifts E_{coll} (full circles) in ^{158}Gd and ^{208}Pb for eight Skyrme forces. For a better view, the symbols are connected by lines. The horizontal line $E=0$ is drawn for convenience of the comparison.

In figure 2, the key ingredients of the M1GR description, E_{coll} and E_{so} , are compared for eight Skyrme forces. One sees that $E_{\text{coll}} < E_{\text{so}}$ for most of the forces (SkM*, SLy6, SkT6, SG2, SV-bas) which should result in a double-peak M1GR. And indeed, figure 1 demonstrates this for SG2 and SV-bas in ^{158}Gd and ^{208}Pb . Instead, for the forces SkI4, SkO and SkO', we have $E_{\text{coll}} > E_{\text{so}}$ and hence the one-peak M1GR. The results of figure 2 for ^{158}Gd and ^{208}Pb remind those for ^{238}U [15]. So the similar results may be expected for other medium and heavy nuclei as well. This means that the M1GR structure is mainly determined by the Skyrme force rather than by the particular nucleus. In other words, the forces of the first (second) group should always yield a two-peak (one-peak) structure. As a result, we have a failure in the simultaneous description of the M1 strength in nuclei like ^{158}Gd and ^{208}Pb by one and the same force. This is a very serious drawback of the present-day Skyrme parameterizations. Besides, this is an alarming message for the SHF description of the GT resonance which, being a counterpart of the M1GR, is determined by the same factors. The possible ways of curing this problem will be discussed in the next sections.

4. Isovector spin-flip M1($T = 1$) response

In the above discussion and [15], we analyzed the spin-flip M1 strength including both isovector ($T = 1$) and isoscalar ($T = 0$) contributions. This strength was calculated with the g -factors $g_s^p = 5.58\zeta_p$ and $g_s^n = -3.82\zeta_n$. As was mentioned in section 2, the isovector g -factor is much larger than the isoscalar one, $g_s^1 \gg g_s^0$, and so the M1 strength should be predominantly isovector. In other words, the M1 and purely isovector M1($T = 1$) responses are to be about the same. However, these arguments consider the M1GR as one entity and do not take into account possible *local* differences (i.e. features at particular energies) in M1 and M1($T = 1$) strengths. As is shown below, these local differences can be essential and considerably change the appearance of the M1GR.

In this connection, it is worth to compare with experiment the spin-flip M1($T = 1$) response calculated with $g_s^0 = 0$ (similar calculations were recently performed for ^{208}Pb in [14]). This differs from most of the previous calculations [4–7, 19] where the common M1 strength was considered. However, the isovector separation is reasonable because the experiment [26, 27] treats the M1GR as the isovector mode.

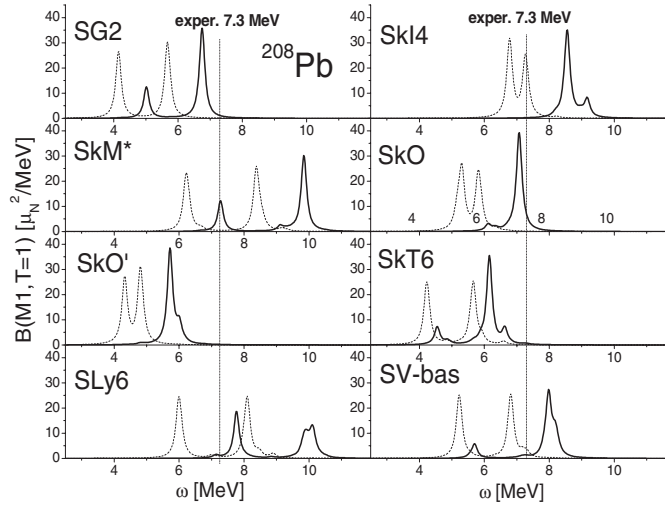


Figure 3. Isovector $M1(T = 1)$ strength in ^{208}Pb , calculated with eight Skyrme forces as indicated. The 2qp (short-dash curve) and SRPA (solid curve) results are presented. The vertical dash line marks the average experimental resonance energy 7.3 MeV. The strength is smoothed by the Lorentz weight with $\Delta = 0.2$ MeV.

In figure 3, the isovector $M1(T = 1)$ strength in ^{208}Pb computed with eight different Skyrme forces is presented. To discriminate the details, a small width of $\Delta = 0.2$ MeV is used in the Lorentz smoothing. In this doubly magic nucleus the RPA spectrum is dilute and so the small smoothing does not cause an excessive complication of the strength. Figure 3 shows that the results depend strongly on the force. However, unlike the M1 case, the $M1(T = 1)$ strength already exhibits mainly a one-peak structure provided by the dominant right peak. This structure is obvious even for the forces SG2, SkM*, SkT6 and SV-bas, which show two peaks in the M1 strength. Only SLy6 maintains the structure of the M1 result.

Such a difference between M1 and $M1(T = 1)$ responses may be explained in terms of spin g -factors. The M1 transitions deal with $g_s^p = 5.58\zeta_p$ and $g_s^n = -3.82\zeta_n$ and so, as was mentioned above, the unperturbed M1 strength exhibits the left proton peak $\propto (g_s^p)^2$ about twice higher than the right neutron peak $\propto (g_s^n)^2$. The residual interaction recasts the M1 strength in favor of the right peak, which finally yields the two-peak structure with comparable peak heights. Instead, in $M1(T = 1)$ transitions we use $g_s^p = -g_s^n = g_s^1/2 = 3.12$ and so, unlike the M1 case, the unperturbed proton and neutron peaks already have about the same heights (with a bit higher neutron peak). Then the further collective upshift of the strength results in a strict dominance (more than in M1 case) of the right peak, hence mainly a one-peak structure.

As a result, some forces provide an acceptable description of the experimental data for the $M1(T = 1)$ case. The forces SG2, SkO and SV-bas give a dominant peak at the energies 6.8, 7.2 and 8 MeV, i.e. close to the experimental average value 7.3 MeV. For other forces the disagreement is larger than 1 MeV.

However, as already observed in the case of mere M1 strength, an acceptable agreement for spherical nuclei does not mean the same for deformed ones. Figure 4 for ^{158}Gd and ^{238}U shows that SkO does not reproduce the two-peak structure at all while SG2 and SV-bas suggest it, but with strongly attenuated left peak. Though in general the $M1(T = 1)$ response better agrees with the experiment for ^{208}Pb than the M1 response, a simultaneous description of the experimental data in spherical and deformed nuclei still fails.

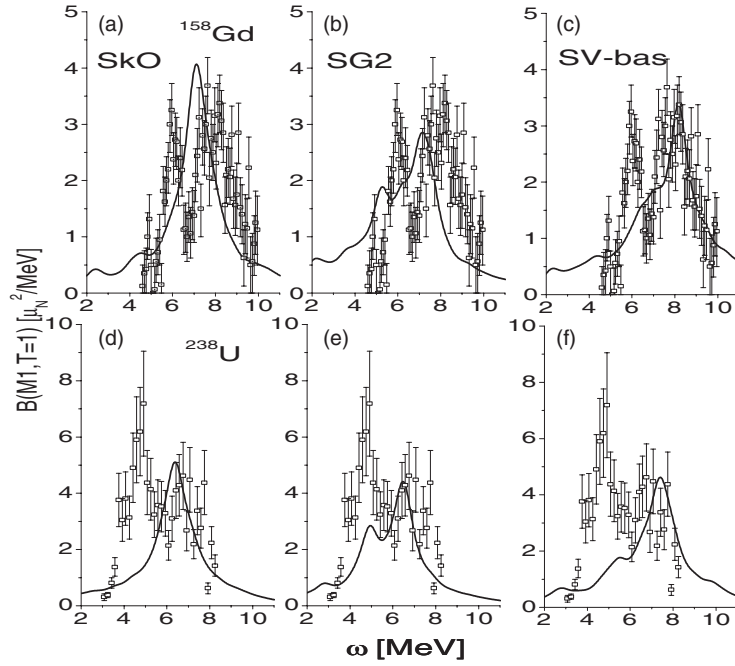


Figure 4. The isovector $M1(T = 1)$ strength in ^{158}Gd and ^{238}U for the forces SkO (left), SG2 (middle) and SV-bas (right). The experimental data [26] are given by the gray boxes and bars. The strength is smoothed by the Lorentz weight with $\Delta = 1$ MeV.

The comparison of figures 1 and 4 shows that for SV-bas the computed M1 strength is closer to the experiment than the $M1(T = 1)$ one. Then the natural question arises, to which extent the experimental data [26] from the (p, p') reaction and [27] from the (γ, γ') reaction with tagged photons give just the isovector M1GR? Both experimental studies claim this. However this claim, being based on the general reaction conditions, is actually not supported by thorough estimations and checks. Moreover, these reactions should actually involve both $T = 0$ and $T = 1$ channels. Thus, the computation of the reaction cross-sections are called for more adequate comparison with the experiment. This uncertainty also could be one of the reasons of the disagreement between SHF and experimental results for the M1GR.

5. Tensor and isovector spin-orbital forces

Another point to be discussed in connection with the M1GR problems is the influence of the tensor and $T = 1$ spin-orbit interactions. Both interactions come to the Skyrme functional through the terms with spin-orbit densities [8]. As shown in our recent study [15], these interactions can affect the M1GR through the spin-orbit splittings E_{so}^p and E_{so}^n . The tensor interaction changes E_{so}^p and E_{so}^n likewise, thus producing a total M1GR shift without a noticeable variation of the relative splitting E_{so} . Instead the $T = 1$ spin-orbit interaction changes E_{so}^p and E_{so}^n on scale and so affects E_{so} .

Here, we take into account both static mean field and collective impacts of the tensor and $T = 1$ spin-orbit interactions. The results are demonstrated in figure 5. It is worth recalling

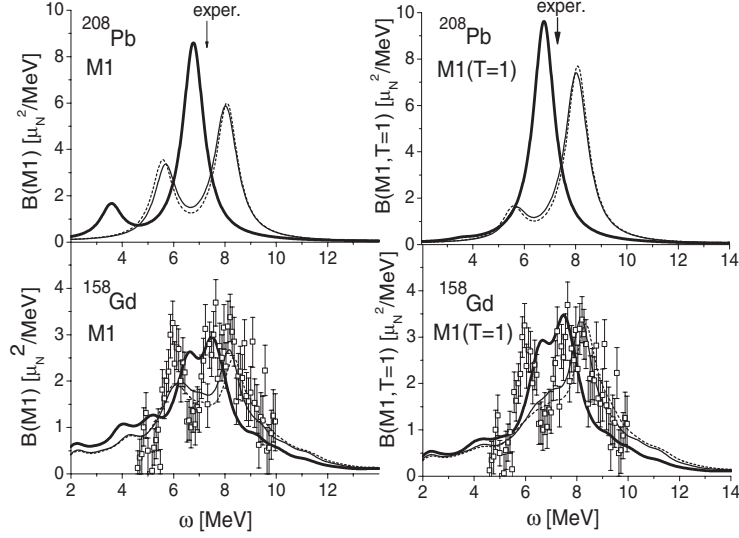


Figure 5. The spin-flip M1 (left) and M1($T = 1$) (right) strengths in ^{208}Pb and ^{158}Gd for the force SV-bas in the standard version (solid curve), with tensor contribution (bold curve) and with $b'_4 = b_4$ (short-dash curve). The experimental data are given by boxes with bars for ^{158}Gd [26] and vertical arrows for ^{208}Pb [27]. The strength is smoothed by the Lorentz weight with $\Delta = 1$ MeV.

that the spin-orbit term in the Skyrme functional (1) reads

$$-b_4(\rho \nabla \mathbf{J} + (\nabla \times \mathbf{j}) \cdot \mathbf{s}) - b'_4 \sum_q (\rho_q \nabla \mathbf{J}_q + (\nabla \times \mathbf{j}_q) \cdot \mathbf{s}_q). \quad (5)$$

The standard SHF calculations use $b'_4 = b_4$, i.e. only the isoscalar ($T = 0$) contribution. At the same time, the relativistic models employ $b'_4 = 0$ [8–10]. So, it is worth to decouple the coefficients b'_4 and b_4 , and thus introduce the isovector ($T = 1$) spin-orbit interaction, as was done e.g. in [33]. Such decoupling is natural since a similar separation is already used for other Skyrme coefficients, b_i and b'_i , with $i = 0, 1, 2, 3$. Actually, the force SV-bas already follows this track and uses $b_4 = 34.117$ and $b'_4 = 0.547b_4$. The effect is demonstrated in figure 5 for M1 and M1($T = 1$) responses, where the SV-bas result is compared with $b'_4 = b_4$ variant (after refitting). It is seen that the effect is not large. However, any final conclusions on its scale can be done only after thorough checks involving various Skyrme forces and nuclei.

We now consider the impact of tensor interaction. It is often omitted in the standard effective two-body Skyrme interaction. If included, it adds to the functional (1) the term

$$\gamma_T \left(\tilde{b}_1 (\mathbf{s} \cdot \mathbf{T} - \mathbf{J}^2) + \tilde{b}'_1 \sum_q (\mathbf{s}_q \cdot \mathbf{T}_q - \mathbf{J}_q^2) \right) \quad (6)$$

where the squared spin-orbit densities \mathbf{J}^2 and \mathbf{J}_q^2 represent the tensor contribution while the $\mathbf{s} \cdot \mathbf{T}$ and $\mathbf{s}_q \cdot \mathbf{T}_q$ terms serve to restore in (6) the Galilean invariance. The exchange part of the zero-range Skyrme interaction also leads to similar spin-orbit terms, see e.g. [12]. To be accurate, the tensor and central exchange contributions should be treated separately and their parameters are to be determined from the initial effective two-body interaction [12, 14]. However, from the point of view of a zero-range Skyrme interaction, it is reasonable not to

distinguish the tensor and central exchange terms and use for both of them the same fitting parameters \tilde{b}_1 and \tilde{b}'_1 . We use here just such common practice. For simplicity, the tensor and central exchange contributions will be further called tensor terms. Note that these tensor terms influence both ground state properties and dynamics. In the results shown in figures 1–4, the forces SkO and SV-bas have no tensor terms. However, these terms are added in SG2 as they noticeably improve the description of the ground state for this particular parameterization.

As an example, we will now compare the SV-bas results with and without tensor terms. They are fully switched on by $\gamma_T = 1$. As shown in [15], the refitting of other Skyrme parameters may considerably decrease the tensor effect. So, we use for $\gamma_T = 1$ the refitted SV-bas parameters. The tensor contributions to both ground state and SRPA residual interaction are taken into account. The results of the calculations are shown in figure 5. It is seen that the tensor effect is indeed dramatic (a large tensor impact on the M1GR was also found in [14]). Moreover, it considerably improves agreement with the experimental data in this particular case. Hence the tensor forces can indeed be an important factor in the description of the M1GR.

It is also worth noting that tensor forces significantly influence the Landau–Migdal parameters g_0 and g'_0 in the spin and spin–isospin channels and affect the estimation of spin instability of nuclear matter for Skyrme forces [13, 36]. Eight Skyrme parameterizations used in the present study have $g'_0 > -1$ and so are spin-stable at the equilibrium density in the spin–isospin channel. Only this channel determines the isovector spin-flip M1 and Gamow–Teller GR. Anyway, our knowledge on the interplay between tensor forces and spin correlations is still rather poor and the M1GR could be used here as a robust and important test in clarification of this interplay.

6. Conclusions

The open problem of the description of the spin-flip M1 giant resonance (M1GR) within the Skyrme–Hartree–Fock (SHF) approach is analyzed. It is shown that presently available Skyrme parameterizations poorly reproduce the experimental data and, in particular, cannot provide a simultaneous description of the M1GR gross structure in deformed and spherical (doubly magic) nuclei. The two main factors responsible for the M1GR properties, spin–orbit splittings and spin correlations, are inspected for eight different Skyrme parameterizations.

Some critical aspects are worked out. One point is the essential difference between M1 and M1($T = 1$) responses which leads to the open question: How much is the observed strength of the isovector nature and which of the responses should be compared with it? Furthermore, the essential influence of the tensor force was demonstrated, which can have really dramatic effects. So the tensor interaction can be a key element in the further development of a better M1GR description. An appropriate $T = 1$ part of the spin–orbit interaction could also be an important ingredient.

Altogether, the SHF description of the M1GR remains yet open as a quite complicated problem where many contributions are entangled. The problem may have general consequences for the SHF description of nuclear dynamics in the spin–isospin channel. More development is needed to establish SHF as a reliable model also for spin properties.

Acknowledgments

The work was partly supported by the DFG RE-322/12-1, Heisenberg-Landau (Germany—LTP JINR), and Votruba—Blokhintsev (Czech Republic—BLTP JINR) grants. WK and P-GR

are grateful for the BMBF support under contracts 06 DD 9052D and 06 ER 9063. Being a part of the research plan MSM 0021620859 (Ministry of Education of the Czech Republic) this work was also funded by Czech grant agency (grant no 202/06/0363). PV is grateful for the FIDIPRO support. VYP thanks the DFG support under the contract SFB 634.

References

- [1] Harakeh M N and van der Woude A 2001 *Giant Resonances* (Oxford: Clarendon)
- [2] Speth J ed 1991 *Electric and Magnetic Giant Resonances in Nuclei* (Singapore: World Scientific)
- [3] Osterfeld F 1992 *Rev. Mod. Phys.* **64** 491
- [4] Kamerdzhev S P and Tkachev V N 1984 *Phys. Lett. B* **142** 225
- [5] Ponomarev V Yu, Vdovin A I and Stoyanov Ch 1987 *J. Phys. G: Nucl. Part. Phys.* **13** 1523
- [6] Zawischa D and Speth J 1990 *Phys. Lett. B* **252** 4
- [7] de Coster, Heide K and Richter A 1990 *Nucl. Phys. A* **542** 375
- [8] Bender M, Heenen P-H and Reinhard P-G 2003 *Rev. Mod. Phys.* **75** 121
- [9] Vretenar D, Afanasjev A V, Lalazissis G A and Ring P 2005 *Phys. Rep.* **409** 101
- [10] Stone J R and Reinhard P-G 2007 *Prog. Part. Nucl. Phys.* **58** 587
- [11] Lesinski T, Bender M, Bennaceur K, Duguet T and Meyer J 2007 *Phys. Rev. C* **76** 014312
- [12] Zow W, Colo G, Ma Zh, Sagawa H and Bortignon P F 2008 *Phys. Rev. C* **77** 014314
- [13] Margueron J and Sagawa H 2009 *J. Phys. G: Nucl. Part. Phys.* **36** 125102
Margueron J, Goriely S, Grasso M and Sagawa H 2009 *J. Phys. G: Nucl. Part. Phys.* **36** 125103
- [14] Cao Li-Gang, Colo G, Sagawa H, Bortignon P F and Sciacchitano L 2009 arXiv:0909.4433 [nucl-th]
- [15] Vesely P, Kvasil J, Nesterenko V O, Kleinig W, Reinhard P-G and Ponomarev V Yu 2009 *Phys. Rev. C* **80** 031302
- [16] Skyrme T H R 1956 *Phil. Mag.* **1** 1043
- [17] Vautherin D and Brink D M 1972 *Phys. Rev. C* **5** 626
- [18] Engel Y M, Brink D M, Goeke K, Krieger S J and Vauterin D 1975 *Nucl. Phys. A* **249** 215
- [19] Sarriguren P, Moya de Guerra E and Nojarov R 1996 *Phys. Rev. C* **54** 690
- [20] Hilton R R, Höhenberger W and Ring P 1998 *Eur. Phys. J. A* **1** 257
- [21] Nesterenko V O, Kvasil J, Vesely P, Kleinig W and Reinhard P-G 2010 *Int. J. Mod. Phys. E* at press (arXiv:0911.2410 [nucl-th])
- [22] Nesterenko V O, Kvasil J and Reinhard P-G 2002 *Phys. Rev. C* **66** 044307
- [23] Nesterenko V O, Kleinig W, Kvasil J, Vesely P, Reinhard P-G and Dolci D S 2006 *Phys. Rev. C* **74** 064306
- [24] Kleinig W, Nesterenko V O, Kvasil J, Reinhard P-G and Vesely P 2008 *Phys. Rev. C* **78** 044313
- [25] Vesely P 2009 *PhD Thesis* Charles University, Prague, Czech Republic
- [26] Frekers D *et al* 1990 *Phys. Lett. B* **244** 178
Wörtche H L 1994 *PhD Thesis* Technischen Hochschule Darmstadt, Germany
- [27] Laszewski R M, Alarcon R, Dale D S and Hoblit S D 1988 *Phys. Rev. Lett.* **61** 1710
- [28] Tondeur F, Brack M, Farine M and Pearson J M 1984 *Nucl. Phys. A* **420** 297
- [29] Reinhard P-G, Dean D J, Nazarewicz W, Dobaczewski J, Maruhn J A and Strayer M R 1999 *Phys. Rev. C* **60** 014316
- [30] Van Giai N and Sagawa H 1981 *Phys. Lett. B* **106** 379
- [31] Bartel J, Quentin P, Brack M, Guet C and Håakansson H-B 1982 *Nucl. Phys. A* **386** 79
- [32] Chabanat E, Bonche P, Haensel P, Meyer J and Schaeffer R 1997 *Nucl. Phys. A* **627** 710
- [33] Reinhard P-G and Flocard H 1995 *Nucl. Phys. A* **584** 467
- [34] Klüpfel P, Reinhard P-G, Bürvenich T J and Maruhn J A 2009 *Phys. Rev. C* **79** 034310
- [35] Nesterenko V O, Kleinig W, Kvasil J, Vesely P and Reinhard P-G 2007 *Int. J. Mod. Phys. E* **16** 624
Nesterenko V O, Kleinig W, Kvasil J, Vesely P and Reinhard P-G 2008 *Int. J. Mod. Phys. E* **17** 89
- [36] Bender M, Dobaczewski J, Engel J and Nazarewicz W 2002 *Phys. Rev. C* **65** 054322
- [37] Fracasso S and Colo G 2007 *Phys. Rev. C* **76** 044307
Bai C L *et al* 2009 *Phys. Lett. B* **675** 28
- [38] Sarriguren P, Moya de Guerra E and Escuderos A 2001 *Nucl. Phys. A* **691** 631